

# Breast DCIS Score Report

JINDAL, PRIYANKA

Date of Birth: 15-Jan-1984

Gender: Female

Report Number: OR001906501-01

Report Date: 08-Sep-2022

Ordering Physician: Dr. Harit K. Chaturvedi

## Breast DCIS Score<sup>™</sup> Result

52



## What does a Breast DCIS Score of 52 mean?

Based on your patient's age, tumor size and Breast DCIS Score result of 52, your patient's risk of any local recurrence within 10 years is **21%**, if treated with breast-conserving surgery alone.

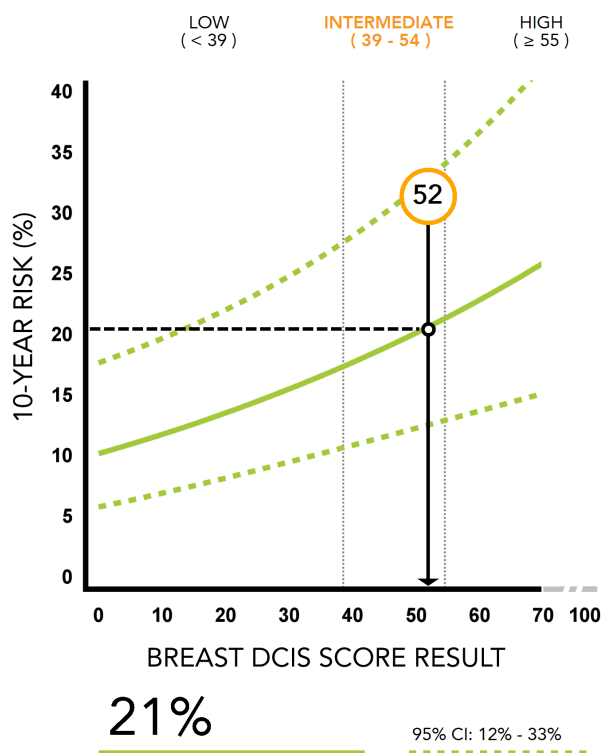
## 10-Year Risk of Local Recurrence (PROGNOSIS)

E5194 & Ontario Cohort Meta-analysis

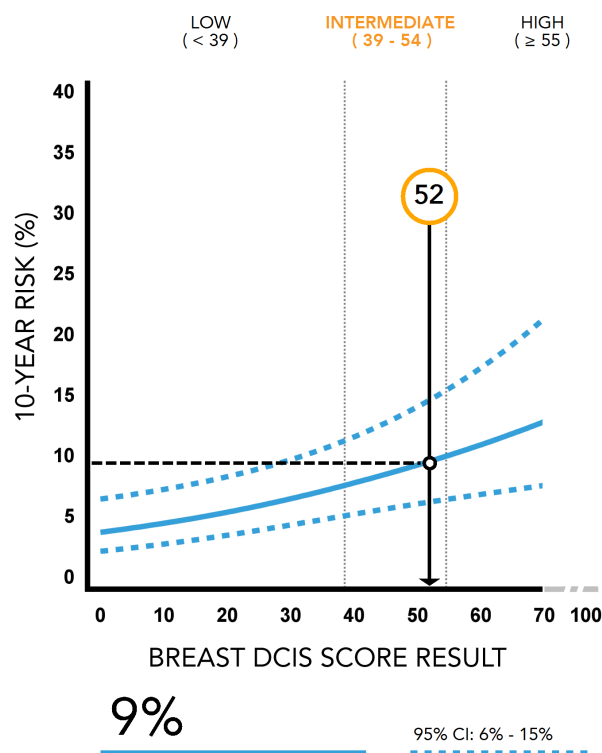
Age Category < 50 years old, Tumor Size > 1.0 and ≤ 2.5 cm

The Breast DCIS Score validation was derived from two studies, E5194 with 327 patients and the Ontario DCIS Cohort Study with 571 patients. The studies consisted of diverse DCIS patient populations treated with breast-conserving surgery alone. The results below reflect a meta-analysis with 773 patients of the two studies incorporating patient age and tumor size with the Breast DCIS Score result to estimate 10-year risk. The meta-analysis excluded patients whose tumors were multifocal and/or had positive margins.<sup>1-3</sup>

### Risk of Any Local Recurrence (DCIS or Invasive)



### Risk of Invasive Local Recurrence



Information on the Breast DCIS Score and clinical experience is available upon request.

# Breast DCIS Score Report

JINDAL, PRIYANKA

Date of Birth: 15-Jan-1984

Gender: Female

Report Number: OR001906501-01

Report Date: 08-Sep-2022

Ordering Physician: Dr. Harit K. Chaturvedi

Medical Record/Patient #:

Specimen Source/ID: Breast/S/10000/22S

Date of Collection: 15-Jul-2022

Specimen Received: 26-Aug-2022

Additional Recipient: Mr. Prasad Vaidya

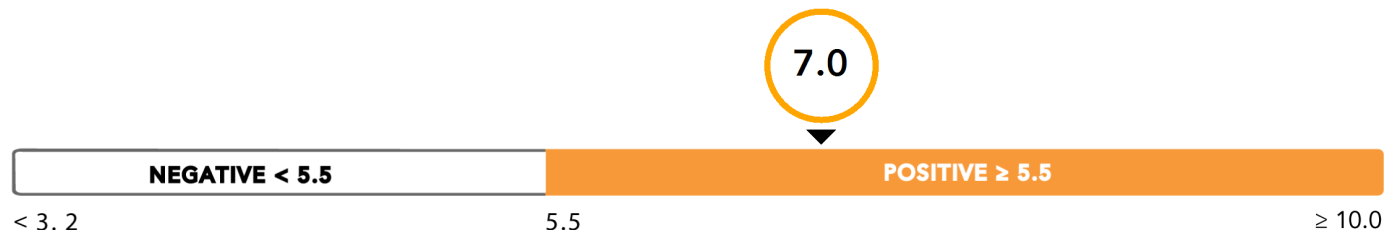
## Quantitative Single-Gene Scores<sup>4</sup>

The Oncotype DX<sup>®</sup> test uses RT-PCR to determine the RNA expression of the genes below. These results may differ from ER or PR results reported using other methods or reported by other laboratories.

ER Score: 10.4 **Positive**



PR Score: 7.0 **Positive**



### References:

1. Solin et al. *J Natl Cancer Inst.* 2014; 2. Rakovitch et al. *Breast Cancer Res Treat.* 2015; 3. Rakovitch et al. *Breast Cancer Res Treat.* 2018; 4. ER Score based on quantitative ESR1 expression (estrogen receptor); PR Score based on quantitative PGR expression (progesterone receptor); HER2 Score based on quantitative ERBB2 expression.

Laboratory Director(s): William P. Joseph, M.D.

This test was developed and its performance characteristics determined by Genomic Health, Inc. It has not been cleared or approved by the FDA, nor is it currently required to be. The laboratory is regulated under CLIA and qualified to perform high-complexity testing. This test is used for clinical purposes. It should not be regarded as investigational or for research.



Genomic Health, Inc.

301 Penobscot Drive, Redwood City, CA 94063 USA

+1.866.ONCOTYPE (+1.866.662.6897)

[www.oncotypedx.com/contact](http://www.oncotypedx.com/contact)

CLIA Number 05D1018272

# Breast DCIS Score Report

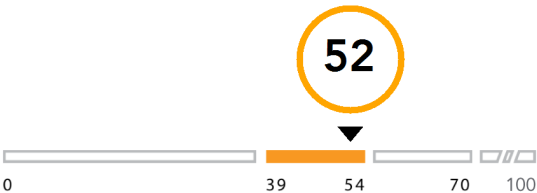
JINDAL, PRIYANKA

Date of Birth: 15-Jan-1984      Gender: Female  
Ordering Physician: Dr. Harit K. Chaturvedi

Report Number: OR001906501-01      Report Date: 08-Sep-2022

## Patient Educational Summary

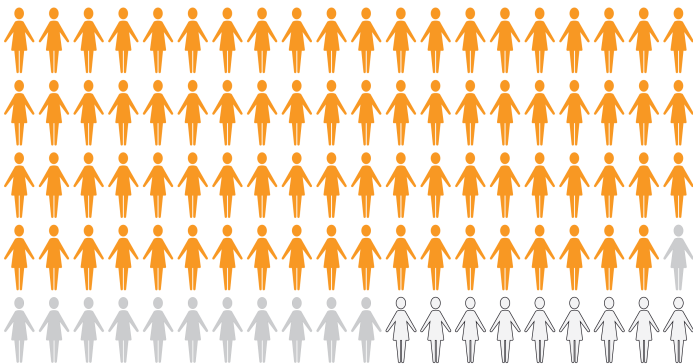
### What does your result mean?



Your Breast DCIS Score result of 52, combined with information about your age and tumor size, indicates a **21%** risk of your tumor returning as DCIS or invasive cancer in the same breast within 10 years, if treated only with breast-conserving surgery.

By measuring the activity of certain genes in your breast tumor tissue, the Oncotype DX<sup>®</sup> test predicts the risk of disease returning in the same breast, as either DCIS or invasive cancer - a key factor in deciding your treatment following DCIS surgery.

### What are the chances of your breast cancer returning?







If 100 women with a Breast DCIS Score result of **52** are treated with only breast-conserving surgery:

**79 women**  
will **not** have their disease return in the same breast as either DCIS or invasive cancer within 10 years.

**21 women**  
will have their disease return in the same breast as either DCIS or invasive cancer within 10 years. **9 women** will have their disease return in the same breast as invasive cancer within 10 years.

### What are your treatment options? (For doctor/patient discussion)

 SURGERY	 RADIATION	 ENDOCRINE THERAPY	 MONITORING

Join other DCIS patients to learn about genomics and help transform patient care: [MyOncotype.com](https://www.MyOncotype.com)

This Patient Educational Summary is a brief explanation of your Oncotype DX test results. It is being provided by your doctor for discussion purposes. More information at [www.OncotypeQ.com](https://www.OncotypeQ.com) or [www.MyBreastCancerTreatment.org](https://www.MyBreastCancerTreatment.org).